

1G1 THRU 1G7

**GLASS PASSIVATED JUNCTION
PLASTIC RECTIFIER**
VOLTAGE 50 TO 1000V CURRENT 1.0A

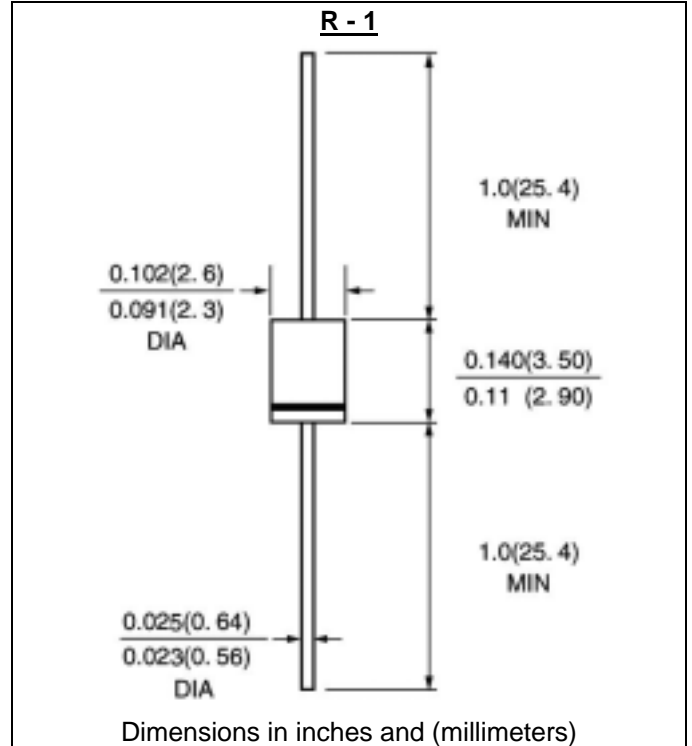


FEATURE

Molded case feature for auto insertion
High current capability
Low leakage current
High surge capability
High temperature soldering guaranteed
250°C/10sec/0.375" lead length at 5 lbs tension

MECHANICAL DATA

Terminal Plated axial leads solderable per
MIL-STD 202E, method 208C
Case Molded with UL-94 Class V-0 recognized Flame
Retardant Epoxy
Polarity Color band denotes cathode
Mounting position Any



MAXIMUM RATINGS AND ELECTRICAL CHARACTERISTICS

(single-phase, half -wave, 60HZ, resistive or inductive load rating at 25°C, unless otherwise stated, for capacitive load, derate current by 20%)

	SYMBOL	1G1	1G2	1G3	1G4	1G5	1G6	1G7	units
Maximum Recurrent Peak Reverse Voltage	V _{rrm}	50	100	200	400	600	800	1000	V
Maximum RMS Voltage	V _{rms}	35	70	140	280	420	560	700	V
Maximum DC blocking Voltage	V _{dc}	50	100	200	400	600	800	1000	V
Maximum Average Forward Rectified Current 3/8" lead length at T _a =25°C,	I _{f(av)}	1.0							A
Peak Forward Surge Current 8.3ms single Half sine-wave superimposed on rated load	I _{fsm}	25.0							A
Maximum Instantaneous Forward Voltage at rated forward current	V _f	1.1							V
Maximum DC Reverse Current T _a =25°C at rated DC blocking voltage T _a =100°C	I _r	5.0 50.0							μA μA
Typical Junction Capacitance (Note 1)	C _j	15.0							pF
Typical Thermal Resistance (Note 2)	R(ja)	50.0							°C/W
Storage and Operation Junction Temperature	T _{stg}	-50 to +150							°C

Note

1. Measured at 1.0 MHz and applied voltage of 4.0Vdc
2. Thermal Resistance from Junction to Ambient at 0.375" lead length, P.C. Board Mounted

RATINGS AND CHARACTERISTIC CURVES 1G1 THRU 1G7

FIG. 1 - TYPICAL FORWARD CURRENT DERATING CURVE

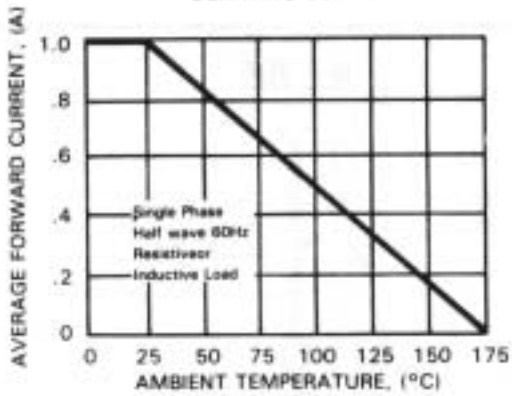


FIG. 2 - TYPICAL INSTANTANEOUS FORWARD CHARACTERISTICS

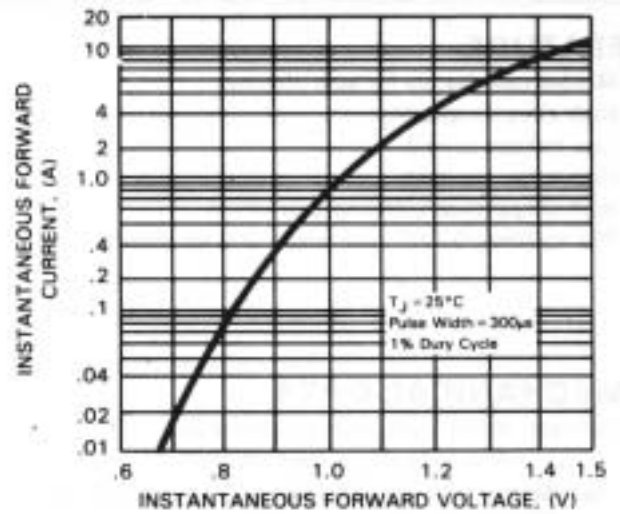


FIG. 3 - MAXIMUM NON-REPETITIVE FORWARD SURGE CURRENT

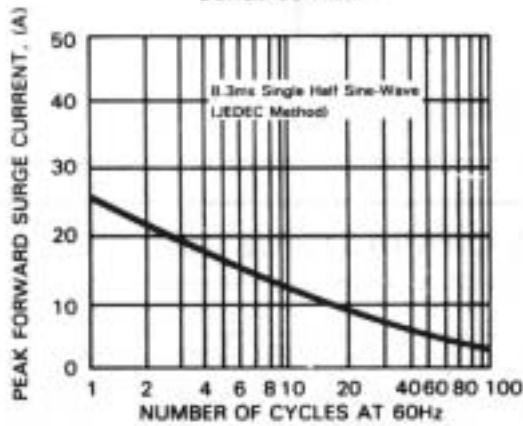


FIG. 4 - TYPICAL REVERSE CHARACTERISTICS

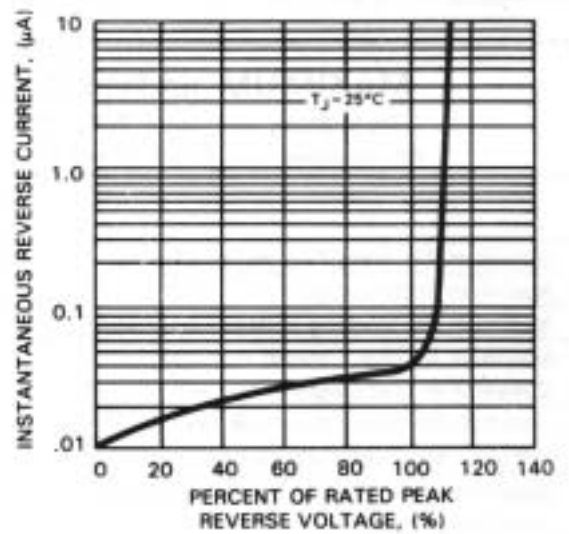


FIG. 5 - TYPICAL JUNCTION CAPACITANCE

