

EU2JP

FAST SWITCHING PLASTIC RECTIFIER

VOLTAGE:600V

CURRENT:1.0A



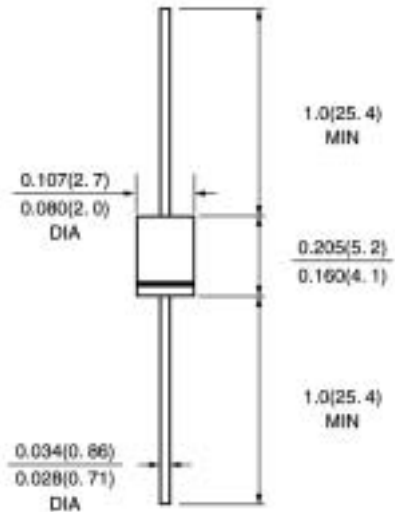
FEATURE

Molded case feature for auto insertion
High current capability
Low leakage current
High surge capability
High temperature soldering guaranteed
250°C10sec/0.375"lead length at 5 lbs tension
Fast switching for high efficiency

MECHANICAL DATA

Terminal:Plated axial leads solderable per
MIL-STD 202E, method 208C
Case:Molded with UL-94 Class V-0 recognized Flame
Retardant Epoxy
Polarity:color band denotes cathode
Mounting position:any

DO- 41\DO-204AL



Dimensions in inches and (millimeters)

MAXIMUM RATINGS AND ELECTRICAL CHARACTERISTICS

(single-phase, half -wave, 60HZ, resistive or inductive load rating at 25°C, unless otherwise stated)

	SYMBOL	<u>EU2JP</u>	units
Maximum Recurrent Peak Reverse Voltage	V _{rrm}	600	V
Maximum RMS Voltage	V _{rms}	420	V
Maximum DC blocking Voltage	V _{dc}	600	V
Maximum Average Forward Rectified Current 3/8"lead length at Ta =75°C	I _{f(av)}	1.0	A
Peak Forward Surge Current 8.3ms single half sine-wave superimposed on rated load	I _{fsm}	30.0	A
Maximum Forward Voltage at rated Forward Current and 25°C	V _f	1.1	V
Maximum DC Reverse Current Ta =25°C at rated DC blocking voltage Ta =100°C	I _r	5.0 100.0	μA μA
Maximum Reverse Recovery Time (Note 1)	T _{rr}	150	nS
Typical Junction Capacitance (Note 2)	C _j	15.0	pF
Typical Thermal Resistance (Note 3)	R(ja)	50.0	°C/W
Storage and Operating Junction Temperature	T _{stg} ,T _j	-50 to +150	°C

Note:

1. Reverse Recovery Condition I_f =0.5A, I_r =1.0A, I_{rr} =0.25A
2. Measured at 1.0 MHz and applied reverse voltage of 4.0Vdc
3. Thermal Resistance from Junction to Ambient at 0.375"lead length, P.C. Board Mounted

RATINGS AND CHARACTERISTIC CURVES EU2JP

FIG. 1 - TYPICAL FORWARD CURRENT DERATING CURVE

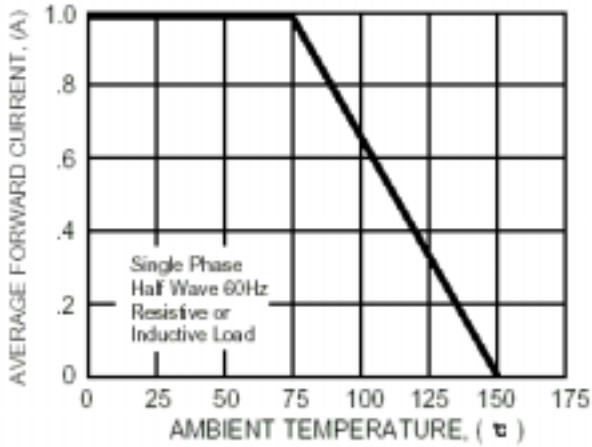


FIG. 2 - MAXIMUM NON-REPETITIVE FORWARD SURGE CURRENT

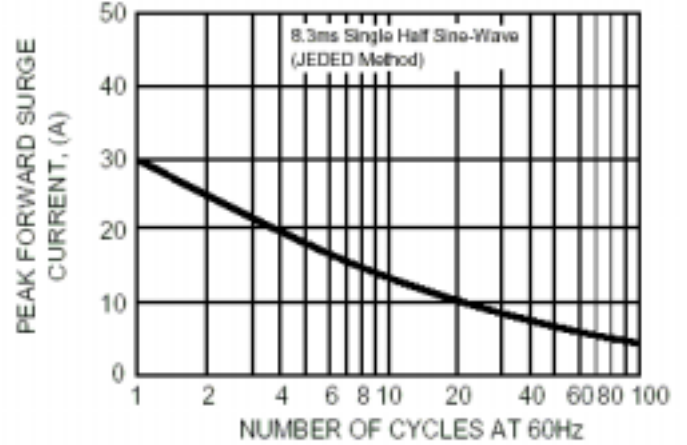


FIG. 3 - TYPICAL INSTANTANEOUS FORWARD CHARACTERISTICS

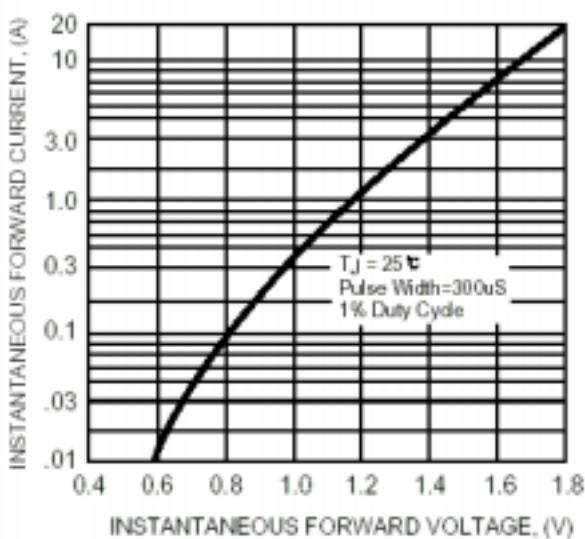


FIG. 4 - TYPICAL REVERSE CHARACTERISTICS

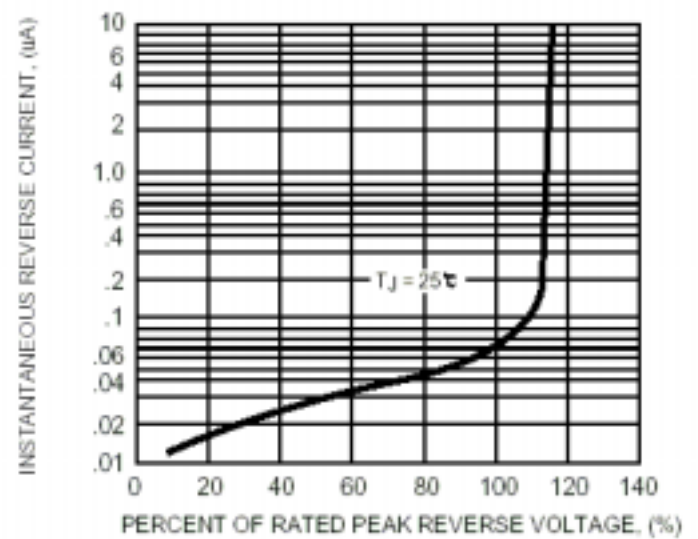


FIG. 5 - TYPICAL JUNCTION CAPACITANCE

